

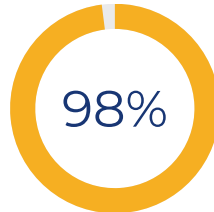


How Small Business Drives California's Economy

99% of ALL California businesses are small

Number of Small Businesses in California

4.1 million

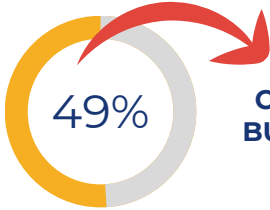


98% OF CA SMALL BUSINESSES HAVE FEWER THAN 20 EMPLOYEES

Jobs Created by California Small Businesses

7.5 MILLION TOTAL JOBS
47% OF PRIVATE SECTOR JOBS
2/3 NET NEW JOBS

Download State of Diverse Businesses in CA Report



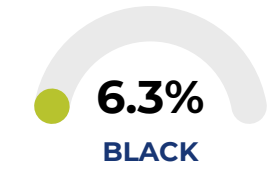
SHARE OF ALL CALIFORNIAN SMALL BUSINESSES THAT ARE DIVERSE-OWNED



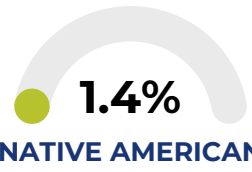
24.3% HISPANIC



22.5% ASIAN AMERICAN



6.3% BLACK



1.4% NATIVE AMERICAN



CA HAS MORE SMALL BUSINESSES THAN ANY OTHER STATE IN THE U.S.

SMALL BUSINESSES EXPORT \$69 BILLION ANNUALLY MAKING UP 42% OF ALL CA EXPORTS

CA IS TOP STATE IN THE COUNTRY FOR MANUFACTURING BUSINESSES AND JOBS

CA HAS THE LOWEST FIRST-YEAR BUSINESS FAILURE RATE IN THE COUNTRY

Helping Small Businesses Grow is Good Business for California

If 10% of diverse small businesses were to scale to 5 employees, then approximately 660,000 jobs would be created. If 50% were to get to 5 employees, then around 3.3 million jobs would be added.

4 OF 10 CA SMALL BUSINESSES ARE WOMEN-OWNED

4% OF CA SMALL BUSINESSES ARE VETERAN-OWNED

CA Small Business Jobs by Sector

